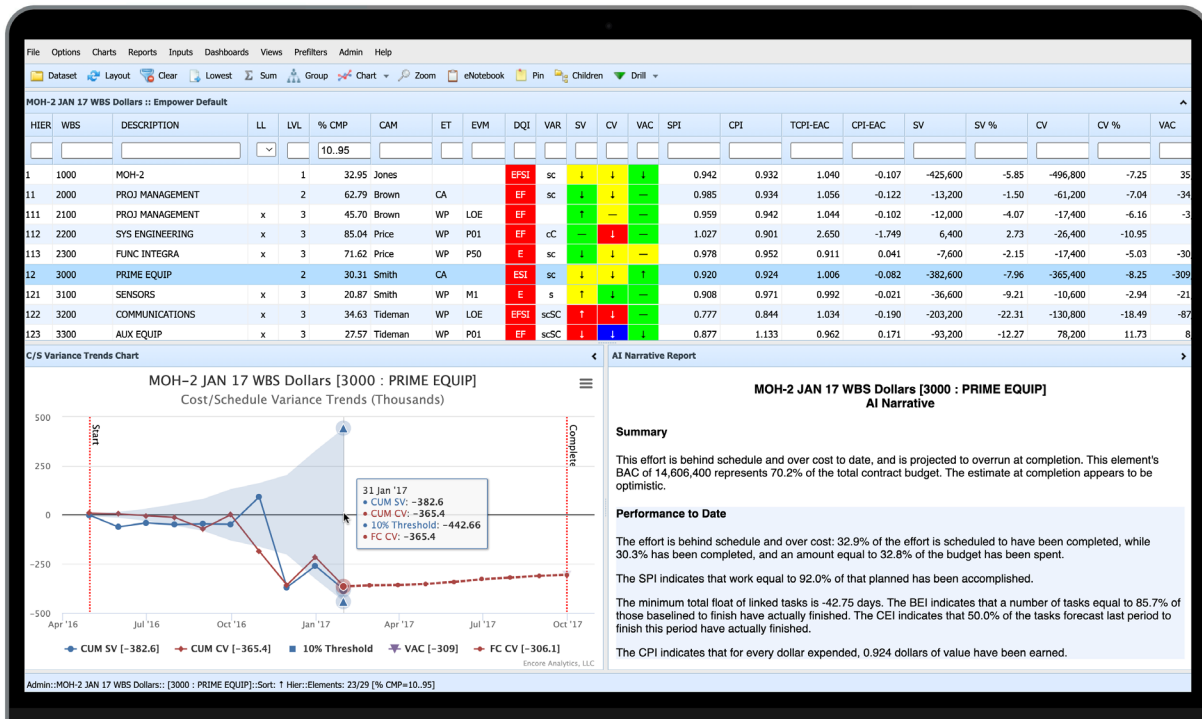


# Empower™

Actionable insight for complex projects



Empower is the first and only browser-based analytical tool that integrates earned value, schedule, work authorization, and other key performance data to enable proactive management of complex projects.

Empower™ features an attractive and powerful user interface that provides immediate productivity gains for control account managers, program managers, corporate executives, portfolio managers, support staff, and oversight organizations. Empower is specifically designed to quickly locate problem areas, identify trends, display element-of-cost information, graphically display schedule Gantt information, provide immediate insight into data quality issues, support data-driven audit initiatives, and streamline the creation of narrative analyses with integrated workflow. The browser-based architecture provides a lower total cost of ownership than desktop tools, since no application is installed on individual computers. Updates are performed on a single server and user maintenance is centralized. Empower leverages your current software investment by seamlessly integrating with existing databases, migrating many of your customizations, and providing a familiar interface that will reduce implementation and training costs.

Standard sort window with interactive filters

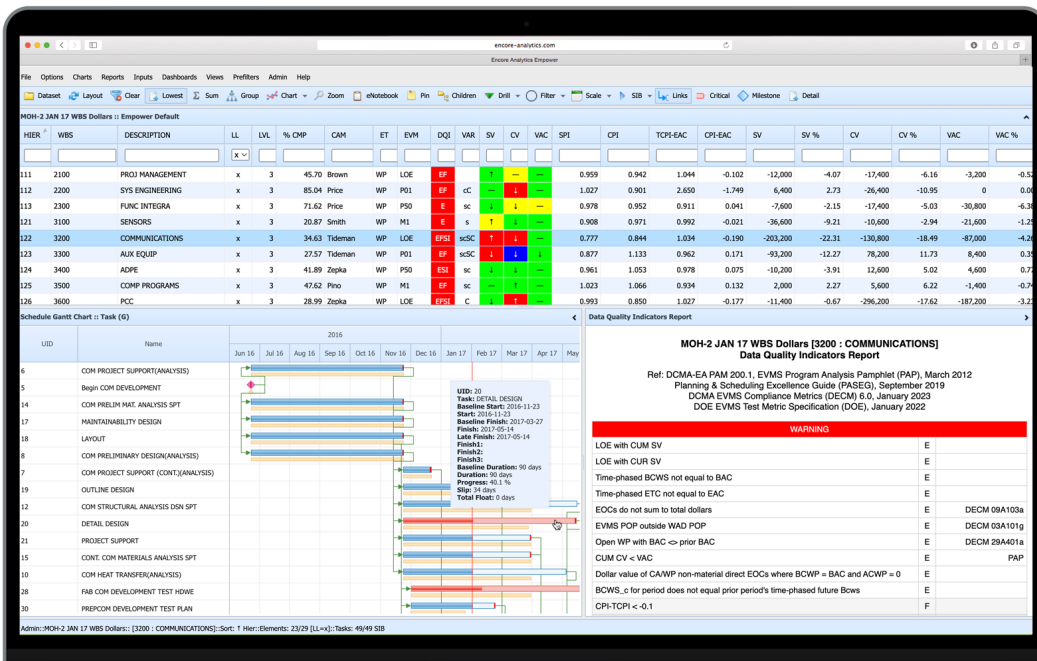
Tree view sort window with interactive filters

## Powerful Sort Windows

Sort Windows are used to identify problem areas, to sort elements based on performance, and to filter elements based on user-specified parameters (control account manager, performance, dollar value, data quality indicator (DQI), etc.). The Empower Sort Window provides maximal ease of use for technical managers, without sacrificing the flexibility and power required by more demanding users. Technical managers will appreciate the interactive filtering, single-click sorting, drill-down/drill-up, global views, and global filters. Users who desire more flexibility can build custom views and filters that are stored independently for each user and are available from any client machine. Views can be built using a simple drag-and-drop methodology. Existing views can be imported from Deltek, Inc.'s wlnsight® software or they can be built in the Empower View Editor. Filters can be built interactively and saved for reuse, imported from wlnsight, or created using the Empower Filter Editor. The Empower Sort Window supports a tree view that maintains the hierarchical relationship of elements during sorting and filtering. This provides a visualization of the control account-to-work package hierarchical relationship that is very useful when performing interactive program reviews and generating narrative analyses. Sort Windows can be exported to Microsoft Excel with perfect formatting, including color codes and trend arrows.

## Integrated Data Quality Indicators

Data quality is one of the most serious challenges facing integrated project management today. Data errors marginalize management's effective use of the information and negatively impact customer confidence in supplier management systems. Empower contains a powerful analytical engine that examines earned value data, scheduling data, cost and schedule data integration, and estimates-at-complete against a rule-based system, to identify data quality and integration issues. System outputs are designed to support the control account manager ("What are the auditors likely to ask me about?") as well as provide management-by-exception capability for program-level personnel. A DQI column can be added to any view to quickly identify elements that have data quality issues. A detailed DQI report can be generated for each element, which lists all data anomalies by category. DQI information for all elements in a period, or for all periods of any single element, can be easily exported to Microsoft Excel for further analysis and reporting.



Quickly identify elements that have data quality issues.

Graphically display the baseline plan, current plan, percent complete, activity relationships, and critical path.

## Integrated Schedule Gantt View

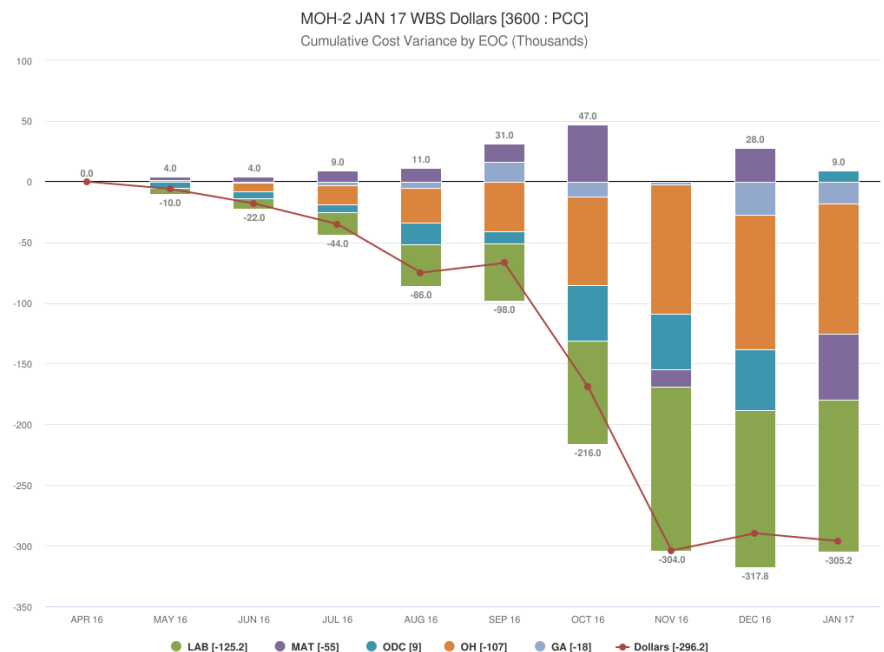
Control account managers often struggle with providing an integrated cost and schedule assessment when generating narrative analyses. Empower displays the detailed schedule activities for each linked element for quick comparison of the earned value schedule variance, and the actual vs. planned schedule performance. It graphically displays the baseline plan, current plan, percent complete, activity relationships, and critical path. The Gantt grid supports user-defined filters and views and can be sorted on any column.

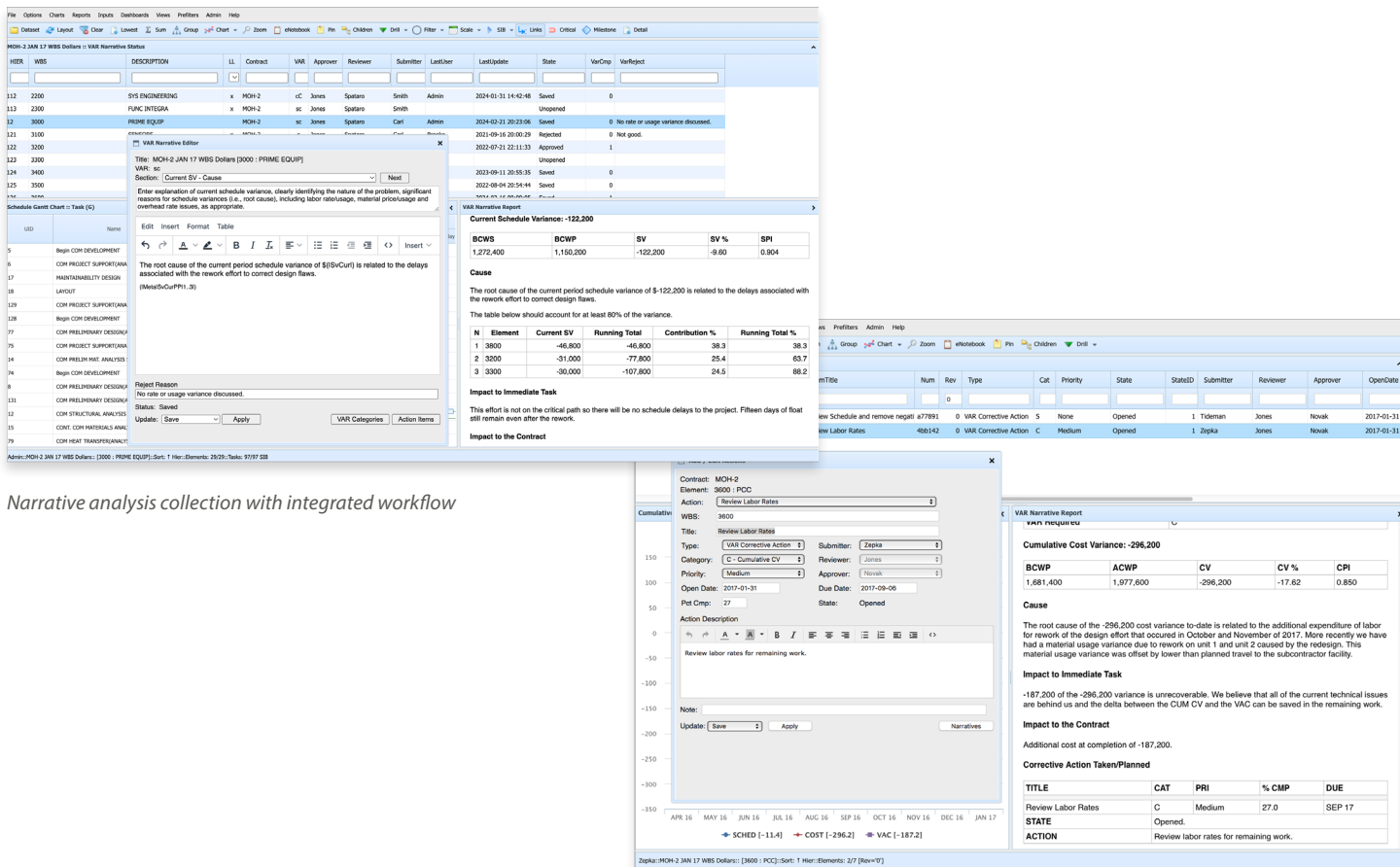
## Streamlined Reports and Charts

Empower includes a host of charts and reports that have been optimized to streamline the task of performance measurement analysis and reporting. Charts and reports are clean and intuitive. Charts can be zoomed, expanded, printed, and exported for incorporation into other tools such as Microsoft PowerPoint and Word.

Quick access to element-of-cost information is provided at all levels for cumulative, incremental, budget-at-complete, and estimate-at-complete data. Time-phased headcount charts are also available at all levels for quick analysis of staffing needs. Users can easily build custom charts through a simple dialog box interface and quickly export chart data to Microsoft Excel.

The Empower Assisted Intelligence Report provides a clear and concise plain-English interpretation of performance-to-date, which is contrasted with projected performance to evaluate the reasonableness of the estimate-at-complete. Other reports such as the Audit Metrics, Audit Trends, Validity Report, and DQI Report have been designed to organize issues by type and/or severity, with the rules that triggered the warning clearly identified. Reports can be exported to a tailored HTML format that imports seamlessly into Microsoft Office.





Narrative analysis collection with integrated workflow

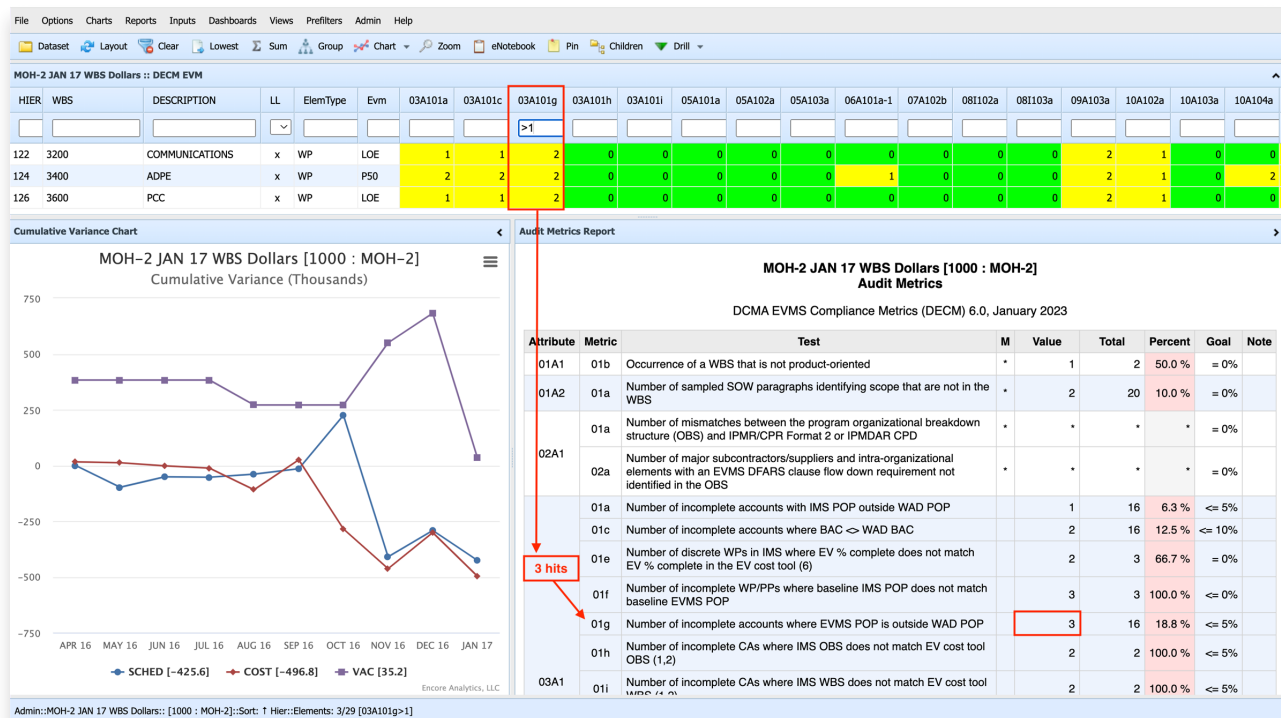
VAR Corrective Action collection with integrated workflow

## Narrative Analysis Collection and Approval with Integrated Corrective Action Tracking

The generation, collection, and approval of narrative analysis inputs can be one of the most time-consuming, challenging, and stressful tasks associated with meeting performance management deliverables. Easing the burden on technical managers and reducing the cycle time for narrative analysis submissions are key goals of virtually every organization we touch. Narrative input workflow is now directly integrated into the Empower editor for in-place submission, review, and approval or rejection of the narrative. The workflow engine is fully integrated with an email notification system that can be launched manually as required, or be configured to run automatically to match your organization's business rhythm. Narrative status information can be seamlessly integrated into existing views, providing an integrated environment for a PM/CAM to not only understand the root cause of a variance, but also to effortlessly determine the state of a VAR input (i.e., who has not submitted a VAR, who needs to rewrite a VAR (and why), and which VARs need to be reviewed for approval). Corrective Action collection and tracking is fully integrated with Empower's workflow engine. Corrective Actions associated with VARs are automatically included in the Format 5 submission.

With Empower, technical managers don't start with a blank screen when initiating a narrative analysis. Empower provides templates based on specific breaches and provides a unique methodology to pull prior period narrative submissions forward, automatically updating the performance numbers within the text to the new period's values. Empower quickly identifies the percentage of variance that each child of the selected element contributes to the total variance ensuring variances are adequately explained.

Empower fully supports the collection and processing of internal narrative analyses, as well as those required for the formal Format 5 submission of the IPMR. Both processes include quick identification of out-of-tolerance accounts, powerful cost/schedule analytics to assist in writing the narrative, and a robust editor with built-in workflow management. The workflow features include customizable email templates to support both submitter and approver roles. Email generation is optimized to group all required actions into a single email regardless of whether the manager's accounts reside in one or more contracts.



Quickly identify audit test breaches and filter for contributing accounts/activities

## Data-Driven Audit Support

Due to reductions in resources, government agencies have moved to data-driven audits to help assess contractor management systems. Empower supports both the Defense Contract Management Agency (DCMA) DECM tests as well as the Department of Energy (DOE) data-driven audit metrics. Encore Analytics is committed to providing and maintaining standard test sheets compatible with major government procuring agencies; however, Empower also provides end users complete flexibility both to customize the standard test sheets and to develop unique test sheets as required. Empower includes standard reports that display the test results and also provides the ability to quickly verify the elements/tasks that contribute to the numerator and denominator for each test via the Empower Sort Window or via MS Excel compatible exports. Empower not only tracks the automatable test results, but also provides a repository for the manual test results for a holistic view of all tests and trends over time.

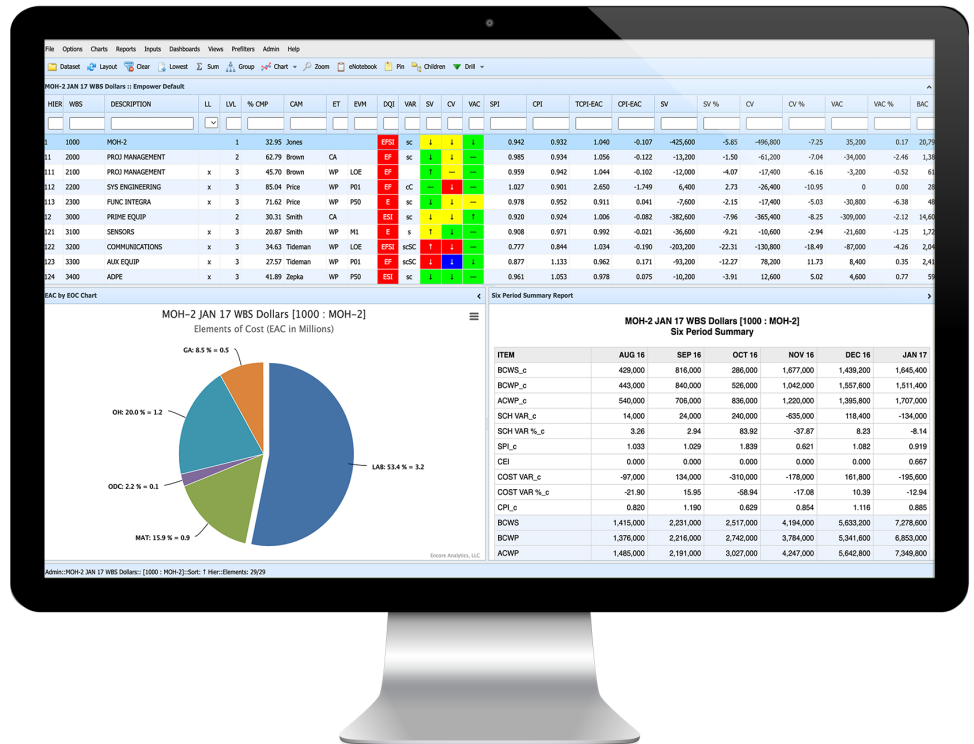
With Empower, data-driven audit metrics can be generated for submission to your customer as required or run on a routine basis to support internal audit/surveillance preparation and documentation.

## Schedule Analysis

No earned value data? No problem. Empower provides detailed information regarding each activity, a powerful Gantt view, and provides schedule related audit tests on schedule only submissions. Whether you are performing integrated cost/schedule analysis or standalone schedule analysis, Empower provides a powerful platform to analyze schedules with interactive filtering of schedule performance data/quality metrics and provides trace backward/forward analysis on any activity.

When performing integrated cost/schedule analysis Empower provides all the information a control account manager might need to develop a comprehensive variance analysis submission within a single integrated tool. The days of collecting and deciphering outputs from separate earned value, scheduling and labor run systems are over.





## Rich and Intuitive User Interface

Empower provides an intuitive multi-window layout that incorporates dropdown menus; toolbars for commonly used functions; a status bar to display user selections; a rich text editor for Format 5 narrative input; resizable windows; and dialog boxes to provide a desktop-like application experience. Selecting an element in the Sort Window automatically updates the open chart and report.

## Data Maintenance and Transfer

Empower includes complete functionality for database maintenance including: 1) import of Electronic Data Interchange (EDI) files; 2) recalculation of the contracts; 3) export of EDI files; 4) generation of the Cost Performance Report (CPR) and Integrated Program Management Report (IPMR) outputs; 5) user maintenance (security); and 6) manual data entry. The EDI file import/export functions support the DoD IPMDAR JSON (CPD & SPD), Department of Energy CPP JSON, DoD UN/CEFACT EDI IPMR, as well as structured Microsoft XLSX files, ANSI X12 839, wlnsight XML, and wlnsight backup (.WSA) files. In addition, Empower adds a new optimized format which leverages the bulk-data capabilities of the underlying databases, providing enormous increases in performance. Empower can be configured to automatically load cost, schedule and work authorization data files from a specified subdirectory or FTP site.

## Integration With Other Data Sources

Project management data comes from many sources, including network file systems, databases, and websites. Empower's Adaptive Touch Reports (ATR) allow site-specific integration with external data sources to display information such as "Who charged and how much?" Empower also provides a quick link to existing eCAM Notebooks hosted on shared drives or websites to provide a single point of entry for key programmatic data.

## Simple to Deploy and Maintain

Empower is a server-based application that can be installed behind a firewall at your location, or hosted on external public cloud servers that have security levels up to and including the International Traffic in Arms Regulations (ITAR). Updates to the software usually require only a single command at the server level; no client-side changes are required. Empower users need only a modern browser (one that supports HTML5 and JavaScript), an Empower website address, and login credentials.

©2024 Encore Analytics, LLC. Empower is a trademark of Encore Analytics. Microsoft Excel, PowerPoint and Word are registered trademarks of Microsoft. wlnsight is a registered trademark of Deltek, Inc.